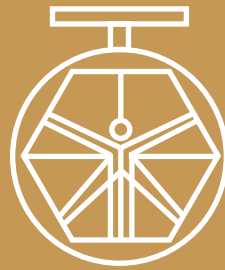


**GROUP 600
ACCESSORIES
MOD.
630A/82**



**DAVINCI
VALVES™**

**TECHNICAL
DATA SHEET
WATER Series**

REPAIR CLAMP S.STEEL

**DAVINCI
VALVES™**



**QUALITY
ASSUREMENT**

**DAVINCI
VALVES™**



**PRODUCT QT
ASSUREMENT**

**DAVINCI
VALVES™**



**COMPANY QT
ASSUREMENT**

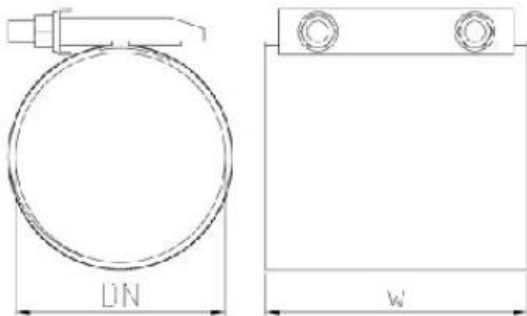
www.davincivalves.com

18 Dongyu Street, Square One,
11th Floor 1101, Jinjiang District,
Chengdu, Sichuan CHINA

10F/Tower A, Billion Center,
1 Wang Kwong Road, Kowloon Bay
Kowloon HONG KONG

Ref.630A / PN 10-16

Stainless Steel Band Repair Clamp CR



Product Features

CR series is good at repairing pin holes and breaks caused by aging or rusting, which can seal under pressure and no need of changing pipes. Have advantages of safe, convenient and efficiency, can be installed without any other tools. It is highly optimized for general use and has few requirements on the ellipticity of pipe arc.

Engineering Projects



Installation Procedure



Step1 Preparation for the Repair Clamp Installation



Step2 Wrap the clamp around the pipe, take note to make the overlap of the rubber away from the leak point.



Step3 Assemble the clamp around the pipe by bringing the lock plate over the alignment lugs and hand tightening the nuts to hold it in place.



Step4 Use a tension wrench to sequentially tighten the studs to the recommended tension specified on the clamp.



Step5 Installation Finished.

All the components can be substituted with equivalent or higher-class materials.

DAVINCI VALVES LTD, is constantly looking at all ways of improving our products and services related to the water, fire and industry sector and therefore we reserve the right to change, without prior notice, any of the data contained here. Please contact our Technical Sales Department for detailed advice.

© 2018 DAVINCI VALVES LTD.

www.davincivalves.com info@davincivalves.com +34 616553797 / +86 17340168233
18 Dongyu Street, Square One 11th Floor 1101. Jinjiang District, Chengdu, Sichuan Province, China

Ref.630A / PN 10-16

Technical Parameters

O.D. Range (mm)	Working Pressure bar	O.D. Range (mm)	Working Pressure bar	O.D. Range (mm)	Working Pressure bar	O.D. Range (mm)	Working Pressure bar	Length (mm)
CR-1	PN	CR-2	PN	CR-3	PN	CR-4	PN	W
59-67	16							150-600
65-73	16							150-600
69-76	16							150-600
75-83	16							150-600
86-94	16	88-108	16					150-600
108-118	16	108-128	16					150-2000
113-121	16	113-133	16					150-2000
121-131	16	120-141	16					150-2000
126-136	16	168-188	16					150-2000
132-142	16	174-194	16					150-2000
145-155	16	219-239	16					150-2000
151-161	16	228-249	16					150-2000
159-170	16	238-258	16					150-2000
166-177	16	258-278	16					150-2000
170-180	16	273-293	16					150-2000
174-184	16	282-302	10					150-2000
179-189	16	295-315	10					150-2000
189-199	16	324-344	10					150-2000
218-228	16	335-356	10					150-2000
222-233	16	347-367	10					150-2000
229-239	16	357-376	10					150-2000
236-246	16	365-384	10					150-2000
248-258	16	383-402	10					150-2000
250-260	10	404-423	10					150-2000
252-263	10	421-440	10					150-2000
261-271	10	436-455	10					150-2000
271-281	10	453-472	10					150-2000
280-291	10	469-488	10					150-2000
288-298	10	488-507	10					150-2000
298-309	10	505-525	10					150-2000
300-310	10	526-545	8					150-2000
304-314	10	547-566	8					150-2000
321-331	10	562-581	8	630-660	8			150-2000
333-343	10	582-601	8	670-700	8			150-2000
340-351	10	630-650	8	720-750	8			150-2000
348-358	10	670-690	8	770-800	6			150-2000
356-366	10	720-740	8	820-850	6			150-2000
				870-900	6			150-2000
				920-950	6	920-960	6	150-2000
						1020-1060	6	150-2000
						1070-1110	6	150-2000
						1120-1160	6	150-2000
						1220-1260	6	150-2000

Some sizes and lengths not listed are available upon request.

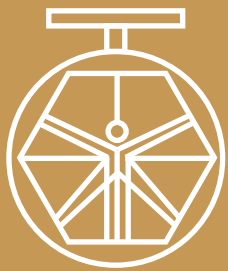
All the components can be substituted with equivalent or higher-class materials.

DAVINCI VALVES LTD, is constantly looking at all ways of improving our products and services related to the water, fire and industry sector and therefore we reserve the right to change, without prior notice, any of the data contained here. Please contact our Technical Sales Department for detailed advice.

© 2018 DAVINCI VALVES LTD.

www.davincivalves.com info@davincivalves.com +34 616553797 / +86 17340168233
18 Dongyu Street, Square One 11th Floor 1101. Jinjiang District, Chengdu, Sichuan Province, China

"For professionals who wants more"



DAVINCI
VALVES™

www.davincivalves.com